

TABLATURES DE GUITARE
TOUS NIVEAUX

Another Brick in the Wall, Part 2

Words and Music by Roger Waters

Verse

Moderately ♩ = 104

Dm

1. We don't need _____ no _____ ed - u - ca - tion. _____

mf
w/ clean tone

T	6	5	5	5	6	5	5	5
A	7	7	7	7	7	7	7	7
B	5		7	7		7	7	7

5	5	X	X	5	5	X	X	5	5	X	X
7	7	X	X	7	7	X	X	7	7	X	X
				7				7			

We don't need _____ no _____ thought con - trol. _____

6	5	5	5	6	5	5	5
7	7	7	7	7	7	7	7
5		7	7		7	7	7

Chanson pour l'Auvergnat

Georges Brassens

i m i m i m i m i m i

TAB 2 2 0 | 1 2 | 1 2 | 0 | 1 1 2

m i m i m i m i m i m i

0 1 | 2 0 | 1 | 2 2 0 | 1 2 | 1 2

m i m i m i m i m

0 1 | 2 0 1 | 3 0 1 | 0

Wonderful Tonight

Words and Music by Eric Clapton

Classical Guitar Solo

The musical score is presented in three systems. Each system consists of three staves: a vocal line (treble clef), a guitar line (treble clef), and a guitar tablature line (T and B staves). The key signature is one sharp (F#) and the time signature is 4/4.

System 1 (Measures 1-4): The guitar line begins with a *p* (piano) dynamic. Fingerings are indicated as 4 1 0 2, 2 0 2, 3 0 1, and 4 1. The tablature shows fret numbers 3, 2, 0, and 5.

System 2 (Measures 5-8): The guitar line continues with a *p* dynamic and includes a *rit.* (ritardando) marking. Fingerings include 4, 2, 0, 2, 0, 2, 4, and 2. The tablature shows fret numbers 3, 2, 0, and 5.

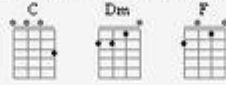
System 3 (Measures 9-12): This system includes the vocal line and guitar accompaniment. The guitar line starts with a *a tempo* marking. The lyrics are: "It's late in the eve - ning; she's won-d'ring what clothes___ to wear; We go to a par - ty; and ev - 'ry - one turns___ to see; It's time to go home___ now; and I've got an ach - ing head___". Fingerings for the guitar line include 2, 1, 1, 1, 0, 0, 1, and 1. The tablature shows fret numbers 3, 2, 3, 2, 0, 1, 2, 2, 0, 0, 2, 0, 2, 0.

Copyright © 1977 by Eric Patrick Clapton
Copyright Renewed
International Copyright Secured All Rights Reserved
Used by Permission of Hal Leonard Corporation

Don't worry, be happy

Bobby McFerrin

Adaptación: Álvaro Ramírez



C Tuning
① = A ③ = C
② = E ④ = G

♩ = 120

Ukul.

Chords: C, Dm, F, C

Dynamics: *mf*

Tempo: ♩ = 120

Da Capo

El Condor Pasa

Simon & Garfunkel

notasyon: www.gitaregitim.net

Em G G B7

5 Em C

9 G G C G

14 G B7 Em



Guitar tablature

The First Noel

English carol

The image displays the guitar tablature for the English carol "The First Noel". The music is written in 3/4 time and consists of four systems, each with a standard musical staff and a corresponding guitar tablature staff. The tablature uses numbers 0-3 to indicate fret positions on the strings. Chords are indicated by letters above the staff: C, F, G7, and Am. The piece concludes with a double bar line at the end of the fourth system.

System 1 (Measures 1-6):
Chords: C, F, C, F, C
TAB: 2-0, 3-0-2-3, 0-2-0, 1-0-2, 0-2-0, 1-0-2, 0-2-0

System 2 (Measures 7-12):
Chords: G7, C, C, F, C
TAB: 1-0-3, 2-2-0, 3-0-2-3, 0-2-0, 1-0-2, 0-2-0

System 3 (Measures 13-18):
Chords: F, C, G7, C, C, Em
TAB: 1-0-2, 0-2-0, 1-0-3, 2-2-0, 3-0-2-3, 0-1-0

System 4 (Measures 19-24):
Chords: F, C, Am, F, C, G7, C, G7, C
TAB: 2-2-0, 1-0-2, 0-2-0, 1-0-3, 2

GREENSLEEVES MELODY

ANON, ARR. HARWOOD

Am C G Am E

The first system of musical notation consists of a treble clef staff in 6/8 time and a guitar tablature staff below it. The treble staff contains the melody for the first four measures. The guitar tablature staff shows the corresponding fret numbers for each note: 2, 1, 3, 0, 2, 0, 3, 0, 0, 2, 0, 1, 2, 2, 1, 2, 0, 1, 2.

Am C G Em Am E7 Am

The second system of musical notation consists of a treble clef staff in 6/8 time and a guitar tablature staff below it. The treble staff contains the melody for measures 5 through 8. The guitar tablature staff shows the corresponding fret numbers: 1, 3, 0, 2, 0, 3, 0, 0, 2, 0, 1, 0, 2, 1, 4, 1, 2, 2.

C G Am E

The third system of musical notation consists of a treble clef staff in 6/8 time and a guitar tablature staff below it. The treble staff contains the melody for measures 9 through 12. The guitar tablature staff shows the corresponding fret numbers: 3, 3, 2, 0, 3, 0, 0, 2, 0, 1, 2, 2, 1, 2, 0, 1, 2.

C G Em Am E7 Am (A at end)

The fourth system of musical notation consists of a treble clef staff in 6/8 time and a guitar tablature staff below it. The treble staff contains the melody for measures 13 through 16. The guitar tablature staff shows the corresponding fret numbers: 3, 3, 2, 0, 3, 0, 0, 2, 0, 1, 0, 2, 1, 4, 1, 2, 2.

Hallelujah

mini cover by
Jen Trani

Music by Leonard Cohen
Tabbed by guitarabmaker.com

Open E
① = E ④ = E
② = B ⑤ = B
③ = Ab ⑥ = E

♩ = 90

Intro

E-Gt

mp
Capo. fret 4
let ring let ring let ring --- | let ring let ring let ring +

5 7 9 7 9 0 9 11 5 7 9 7 9 0 9 11

0 9 0 9 0 9

5 5 4 0 5 5 5 4 0 5 7 7 7 7 7 7 0 7

5 5 5 5 7 7 7 7

9 0 0 0 0 2 0 2 0 0 0 0 0 0 2 0 2 0

0 1 2 0 2 0 0 1 2

Verse

I've heard there was a secret chord David played, and it pleased the Lord but

13 let ring ----- | let ring ----- | let ring ----- | let ring ----- |

0 0 0 0 0 2 0 2 0 0 0 0 0 0 2 0 2 0

0 2 0

You don't really care for music do you?

17 let ring ----- | let ring ----- | let ring ----- | let ring let ring +

0 5 5 5 0 0 7 7 7 0 0 0 0 0 7 8 10 0 0

5 7 0

It goes like this the fourth, the fifth the minor fall and the major lift

21 let ring ----- | let ring let ring let ring ----- | let ring --- |

0 0 0 0 5 7 0 2 0 2 0 0 5 5

0 5 7 2 5

Free sheet music - Capotasto Music

Ukulele in C

Happy Birthday To You

Arr. Peter Edvinsson

Trad.

The first system of music consists of a treble clef staff with a key signature of one flat (Bb) and a 3/4 time signature. The melody is written in quarter notes. Above the staff, the chords F, C7, and F are indicated. Below the staff, the ukulele tablature is shown for strings T, A, and B. The first measure has notes 0-0. The second measure has notes 2-0-1. The third measure has notes 0-0-0. The fourth measure has notes 2-0-3. The fifth measure has notes 1-0-0.

The second system of music continues the melody. The treble clef staff shows a Bb chord above the first measure, a whole note with a fermata above the second measure, and F, C7, and F chords above the subsequent measures. The ukulele tablature for strings T, A, and B shows notes 3-0-1, 0-2, 1-1, 0-1-3, and 1-1.

Download more free ukulele tabs at
<http://www.capotastomusic.com>

Harry Potter - Hedwig's Theme Fm

John Williams

Musical notation for measures 1-9. The top staff is a treble clef with a 3/4 time signature. The bottom staff is a guitar TAB with fret numbers and string indicators.

Measures 1-9: Treble clef, 3/4 time. Notes: G4, A4, Bb4, C5, Bb4, A4, G4. TAB: 3, 3, 1-0, 3, 1, 3, 0, 3, 1-0, 1, 4, 3, 3.

Musical notation for measures 10-17. The top staff is a treble clef with a 3/4 time signature. The bottom staff is a guitar TAB with fret numbers and string indicators.

Measures 10-17: Treble clef, 3/4 time. Notes: G4, A4, Bb4, C5, Bb4, A4, G4, F4, E4, D4, C4. TAB: 3, 1-0, 3, 1, 4, 3, 2, 2, 2, 1-0, 2, 1, 3, 1.

Musical notation for measures 18-25. The top staff is a treble clef with a 3/4 time signature. The bottom staff is a guitar TAB with fret numbers and string indicators.

Measures 18-25: Treble clef, 3/4 time. Notes: G4, A4, Bb4, C5, Bb4, A4, G4, F4, E4, D4, C4. TAB: 1, 1, 1, 1, 2, 1, 0, 0, 1, 1-0, 2, 3, 1, 1.

Musical notation for measures 26-33. The top staff is a treble clef with a 3/4 time signature. The bottom staff is a guitar TAB with fret numbers and string indicators.

Measures 26-33: Treble clef, 3/4 time. Notes: G4, A4, Bb4, C5, Bb4, A4, G4, F4, E4, D4, C4. TAB: 1, 1, 1, 1, 4, 3, 2, 2, 2, 1-0, 2, 1, 3, 1.



HOTEL CALIFORNIA

The Eagles

Words & Music by Don Felder, Don Henley & Glenn Frey
Arranged For mySongBook by Andy Ravaloson

$\text{♩} = 78$

Intro
Bm

no ring throughout

7 9 7 9 7 7 0

7 9 7 9 7 7 0

F#7/A#

8 9 7 9 7 8

7 9 7 9 7 7 8

Axx2

7 9 10 7 10 9 7

7 9 10 7 10 9 7

E5/G#

6 7 7 7 7 6

G/B

10 9 7 8 7 10 9 7

10 9 7 8 7 10 9 7

D

7 7 7 7 7 10 7 7

7 7 7 7 7 10 7 7

E7

7 9 7 9 8 7 9 7

7 9 7 9 8 7 9 7

F#7

9 8 9 8 9 9

9 8 9 8 9 9

Intro 2
B1

10 9 7 9 7 7 9 0

10 9 7 9 7 7 9 0

B7/B

7 9 7 9 0 8

7 9 7 9 0 8

The Star-Spangled Banner

Arr. Peter Edvinsson

S. Smith

The image displays a guitar tab for the song 'The Star-Spangled Banner' in 3/4 time. The arrangement is by Peter Edvinsson. The music is presented in five systems, each consisting of a standard musical staff and a guitar tab staff. The guitar tab staffs are labeled 'T', 'A', and 'B' for the treble, middle, and bass strings respectively. Chord symbols are placed above the musical staffs. The first system (measures 1-6) has chords C, E7, Am, D7, G, C, and G. The second system (measures 7-12) has chords C and G, with a first and second ending bracketed. The third system (measures 13-18) has chords C, G, C, D, G, and C. The fourth system (measures 19-21) has chords F, Dm, and G. The fifth system (measures 22-24) has chords C, G7, and C. The tab includes various fret numbers and techniques such as triplets and slurs.

IMAGINE

John Lennon (1971)

COUplet

Musical notation for the Couplet section. The top staff is a treble clef with a 4/4 time signature. The melody consists of two measures: the first measure has notes G4, A4, B4, C5, and the second measure has notes D5, C5, B4, A4, G4, with a sharp sign above the final G4. The bottom staff is a guitar TAB with two lines. The first measure contains fret numbers 0, 2, 3, 0, 0. The second measure contains fret numbers 2, 3, 3, 2, 2, 3, 0.

REFRAIN

Musical notation for the first part of the Refrain section. The top staff is a treble clef with a melody of two measures: the first measure has notes G4, A4, B4, C5, and the second measure has notes D5, C5, B4, A4, G4. The bottom staff is a guitar TAB with two lines. The first measure contains fret numbers 3, 2, 1, 2, 2, 1. The second measure contains fret numbers 0, 2, 1, 1, 2, 1, 3.

Musical notation for the second part of the Refrain section. The top staff is a treble clef with a melody of two measures: the first measure has notes G4, A4, B4, C5, and the second measure has notes D5, C5, B4, A4, G4. The bottom staff is a guitar TAB with two lines. The first measure contains fret numbers 0, 0, 0, 0, 2, 0, 1, 0. The second measure contains fret numbers 3, 0.

Is There Anybody Out There?

Roger Waters

The first system of the score consists of a treble clef staff in 4/4 time and a three-string guitar staff. The treble staff contains a melodic line of quarter notes: G4, A4, B4, C5, G4, A4, B4, C5. The guitar staff shows the fretting for the strings T, A, and B. The fret numbers are: T (0), A (2), B (0) for the first two measures; T (0), A (2), B (0) for the next two measures; and T (0), A (2), B (0) for the final two measures.

The second system begins at measure 5. The treble staff contains the lyrics "p i m a m i p i" above a melodic line of eighth notes: G4, A4, B4, C5, G4, A4, B4, C5. The word "simile" is written above the second measure. The guitar staff shows fretting: T (2), A (2), B (0) for the first two measures; T (3), A (2), B (0) for the next two measures; and T (4), A (2), B (0) for the final two measures.

The third system begins at measure 9. The treble staff contains the lyrics "p i m a p i m a p i m a p i m a p p i m a m i p p i m a m i p i" above a melodic line of eighth notes. The guitar staff shows fretting: T (2), A (2), B (0) for the first two measures; T (3), A (2), B (0) for the next two measures; T (0), A (2), B (0) for the next two measures; and T (0), A (2), B (0) for the final two measures.

The fourth system begins at measure 13. The treble staff contains a melodic line of eighth notes: G4, A4, B4, C5, G4, A4, B4, C5. The guitar staff shows fretting: T (0), A (2), B (0) for the first two measures; T (0), A (2), B (0) for the next two measures; T (2), A (2), B (0) for the next two measures; and T (3), A (2), B (0) for the final two measures.

The fifth system begins at measure 17. The treble staff contains a melodic line of eighth notes: G4, A4, B4, C5, G4, A4, B4, C5. The guitar staff shows fretting: T (4), A (2), B (0) for the first two measures; T (3), A (2), B (0) for the next two measures; T (3), A (2), B (0) for the next two measures; and T (0), A (2), B (0) for the final two measures.

THE JAMES BOND THEME

ACOUSTIC FINGERSTYLE GUITAR COVER
MICHAEL LUCARELLI

TABBED BY GUITARTABMAKER.COM

STANDARD TUNING

$\text{♩} = 140$

PART 1

S-Gtr

1

LET RING

2 0 3 0 | 4 0 3 0

3

LET RING

2 0 3 0 | 4 0 3 0

5

LET RING LET RING LET RING LET RING LET RING LET RING

0 0 2 2 | 0 0 0 | 0 0 0 3 3 | 2 2 2

2 0 3 0 | 4 0 3 0

7

LET RING LET RING LET RING LET RING LET RING LET RING

0 0 0 2 2 | 0 0 0 | 0 0 0 3 3 | 2 2 2

2 0 3 0 | 4 0 3 0

9

LET RING LET RING LET RING

0 0 0 2 2 | 0 0 0 | 0 0 0 3 3 | 2 1 0

2 0 3 0 | 4 0 3 0

11

LET RING LET RING LET RING

11 10 | 7 5 | 7

7 0 8 0 | 9 0 8 0

Guitar tab

Jingle Bells

Arr. Peter Edvinsson

J. S. Pierpoint

Measures 1-4 of the guitar tab for 'Jingle Bells'. The music is in G major (one sharp) and common time. The first staff shows the melody with quarter notes and eighth notes. The second staff shows the guitar tablature with fret numbers 2, 0, 2, 5, 3, and 0.

Measures 5-8 of the guitar tab for 'Jingle Bells'. The music continues with quarter and eighth notes. The second staff shows the guitar tablature with fret numbers 3, 0, 3, 2, 2, 2, 2, 0, 0, 2, 0, and 5.

Measures 9-12 of the guitar tab for 'Jingle Bells'. The music continues with quarter and eighth notes. The second staff shows the guitar tablature with fret numbers 2, 0, 2, 2, 2, 2, 5, 3, 0, and 2.

Measures 13-16 of the guitar tab for 'Jingle Bells'. The music concludes with quarter and eighth notes. The second staff shows the guitar tablature with fret numbers 3, 0, 3, 2, 2, 2, 5, 5, 3, 0, and 3.

STAIRWAY TO HEAVEN

As recorded by Led Zeppelin

(From the 1971 Album LED ZEPPELIN IV)

Transcribed by Mark Ellwood
www.guitarschool22.co.uk

Words and Music by Jimmy Page & Robert
Plant

A Intro

♩ = 74

Gtr 1 *mf* (set to the left channel on amp) - finger picking mostly
let ring

let ring

let ring

let ring

B 1st Verse

let ring

La lettre à Elise

L.Von Beethoven

Arrang. Viola

First system of musical notation. The top staff is a treble clef with a 3/4 time signature. The bottom two staves are labeled 'T', 'A', and 'B' for guitar. The first measure has a whole rest on the treble staff and fret numbers 0 and 4 on the guitar staves. The second measure has a half note G4 on the treble staff and fret numbers 0, 4, 0, 0, 3, 1 on the guitar staves. The third measure has a quarter note A4 on the treble staff and fret numbers 2 on the guitar staves, with a triplet of 3, 2, 2 on the B string.

Second system of musical notation. The first measure has a half note G4 on the treble staff and fret numbers 0, 2, 1, 0 on the guitar staves. The second measure has a half note A4 on the treble staff and fret numbers 1, 0, 4 on the guitar staves. The third measure has a half note B4 on the treble staff and fret numbers 0, 4, 0, 0, 3, 1 on the guitar staves.

Third system of musical notation. The first measure has a quarter note A4 on the treble staff and fret numbers 2, 3, 2, 2 on the guitar staves. The second measure has a half note G4 on the treble staff and fret numbers 0, 1, 0 on the guitar staves. The third measure has a quarter note F#4 on the treble staff and fret numbers 2, 0, 1, 3 on the guitar staves.

Fourth system of musical notation. The first measure has a half note G4 on the treble staff and fret numbers 0, 0, 1, 0 on the guitar staves. The second measure has a half note A4 on the treble staff and fret numbers 3, 0, 3 on the guitar staves. The third measure has a half note B4 on the treble staff and fret numbers 1, 3, 1 on the guitar staves.

Fifth system of musical notation. The first measure has a half note G4 on the treble staff and fret numbers 0, 0, 0 on the guitar staves. The second measure has a half note A4 on the treble staff and fret numbers 0, 0, 4, 0, 4 on the guitar staves. The third measure has a half note B4 on the treble staff and fret numbers 0, 4, 0, 4, 0, 4 on the guitar staves.

Lily

Pierre Perret

♩ = 80

i m i m i m i m m i

**T
A
B**

i m i m i m i i m i m i m i m i

m i m i m i m i m i m i m i m

LA MARSEILLAISE

Hymne national de la France (Rouget de Lisle, 1792)
version simplifiée - extrait

Couplet (extrait)

Allons en fant de la pa tri e le jour de gloire est a rri vé

T
A
B

3-3-3 3-3 0-0 0 2 3-3 2 3 0 3-0 2 3

Refrain

oux ar mes ci to yens for mez vos ba toi llons mar

T
A
B

0 0-0 2 3 0 0 0-0 2 3 0 3

chons mar chons qu'un sang im pur a breu ve nos si llons

T
A
B

3 0 2 3 0-2 0 2 0 2-3-0 3

Michelle

Fingerstyle Guitar Solo

Lennon & McCartney
Arranged Bill Tyers

The first system of music covers measures 1 through 4. It features a treble clef and a 4/4 time signature. The melody is written in a single line, and the guitar tablature is written below it. The key signature has one flat (Bb). The tablature includes fret numbers and bar lines.

The second system of music covers measures 5 through 8. It includes measure numbers 5, 6, 7, and 8. The notation includes a 'CVIII' (Capo VIII) marking above measure 6 and a 'CVI' (Capo VI) marking above measure 8. The guitar tablature continues with fret numbers and bar lines.


The third system of music covers measures 9 through 12. It includes measure numbers 9, 10, 11, and 12. The notation includes a 'CVI' (Capo VI) marking above measure 12. The guitar tablature continues with fret numbers and bar lines.

The fourth system of music covers measures 13 through 16. It includes measure numbers 13, 14, 15, and 16. The guitar tablature continues with fret numbers and bar lines.

The fifth system of music covers measures 17 through 20. It includes measure numbers 17, 18, 19, and 20. The notation includes 'CX' (Capo X) above measure 17, 'CVIII' (Capo VIII) above measure 18, and 'XVI' (Capo XVI) above measure 20. The guitar tablature continues with fret numbers and bar lines.

Nothing Else Matters

Words & Music by James Hetfield & Lars Ulrich



Slowly ♩ = 46

Intro

Gtr. I (elec.)

Em
mp let ring throughout

Am

C Dadd2 3 Em
Ham. --- 4

Em D C Em D C

© Copyright 1991 Creeping Death Music, USA.
Universal Music Publishing Limited.

All rights in Germany administered by Universal Music Publ. GmbH. All Rights Reserved. International Copyright Secured.



The Pink Panther Theme

<https://dazwatsonmusic.weebly.com>

Am7 F7 Am7

TAB

1	2	0-1	1	2	0-1	1-0	1	0	4	3-1	2-0	2-2	1	2	0-1	1
---	---	-----	---	---	-----	-----	---	---	---	-----	-----	-----	---	---	-----	---

7 F7 Am7 F7

TAB

2	0-1	1-0	2	1	5	4	5	1	2	0-1	1	2	0-1	1-0	2	1	0	4	3-1	2-0
---	-----	-----	---	---	---	---	---	---	---	-----	---	---	-----	-----	---	---	---	---	-----	-----

13 Am7 F7 Am7

TAB

2	2	5-3-0	3	1	2	4	4	4	4	1	2	0	2	2	(2)
---	---	-------	---	---	---	---	---	---	---	---	---	---	---	---	-----

WISH YOU WERE HERE

Guitar/Vocals
Pink Floyd

Words & Music by Roger Waters & David Gilmour
Arranged For mySongBook by Riya Rayalson

$\text{♩} = 60$

A Intro

Art ring throughout Em7 G

Em7 G

Em7 A7sus4

Em7 A7sus4

G

Em7 G

Jeux interdits

The first system of music consists of a treble clef staff in 3/4 time and a guitar tablature staff. The tablature staff is labeled 'TAB' vertically on the left. The notes in the treble staff are: G4, A4, B4, G4, A4, B4, C#4, B4, A4, G4, F4, E4, D4. The corresponding fret numbers in the tablature are: 7, 7, 7, 7, 5, 3, 3, 2, 0, 0, 3, 7, 12, 12, 12.

The second system of music consists of a treble clef staff in 3/4 time and a guitar tablature staff. The notes in the treble staff are: F4, E4, D4, C4, B3, A3, G3, F3, E3, D3, C3, B2, A2, G2, F2. The corresponding fret numbers in the tablature are: 12, 10, 8, 8, 7, 5, 5, 7, 8, 7, 8, 7, 11, 8, 7, 7, 5, 3.

The third system of music consists of a treble clef staff in 3/4 time and a guitar tablature staff. The notes in the treble staff are: C4, D4, E4, F4, G4, A4, B4, C5, B4, A4, G4, F4, E4, D4, C4. The corresponding fret numbers in the tablature are: 3, 2, 0, 2, 2, 2, 2, 3, 2, 0, 0, 0, 0. The system ends with a double bar line and repeat dots.

Eye Of The Tiger

Survivor

♩ = 109

The first system of music features a treble clef staff with a 4/4 time signature. The melody begins with a quarter rest, followed by a quarter note G4, a quarter note A4, a quarter note B4, and a quarter note C5. This is followed by a quarter rest, a quarter note B4, a quarter note A4, a quarter note G4, and a quarter note F4. The system concludes with a quarter note E4, a quarter note D4, and a quarter note C4. Below the staff is a guitar tablature line with fret numbers: 0-2, 0-2, -1-2, 0-2, 0-2, -1-2, 0-2, 0-2, 3-5, 4-7, and (4-6).

The second system continues the melody. It starts with a quarter note G4, a quarter note A4, a quarter note B4, and a quarter note C5. This is followed by a quarter rest, a quarter note B4, a quarter note A4, a quarter note G4, and a quarter note F4. The system concludes with a quarter note E4, a quarter note D4, and a quarter note C4. The dynamic markings *mf* and *f* are present. Below the staff is a guitar tablature line with fret numbers: 0-2, 0-2, -1-2, 0-2, 0-2, -1-2, 0-2, 0-2, 0-2, 0-2, 4-7, and (4-6).

The third system features a treble clef staff with a 4/4 time signature. The melody begins with a quarter note G4, a quarter note A4, a quarter note B4, and a quarter note C5. This is followed by a quarter rest, a quarter note B4, a quarter note A4, a quarter note G4, and a quarter note F4. The system concludes with a quarter note E4, a quarter note D4, and a quarter note C4. The guitar tablature line includes 'X' marks for barre positions and fret numbers: 0-2, 0-2, -1-2, 0-2, 0-2, -1-2, 0-2, 0-2, 0-2, 0-2, 4-7, and 0-2.

The fourth system features a treble clef staff with a 4/4 time signature. The melody begins with a quarter note G4, a quarter note A4, a quarter note B4, and a quarter note C5. This is followed by a quarter rest, a quarter note B4, a quarter note A4, a quarter note G4, and a quarter note F4. The system concludes with a quarter note E4, a quarter note D4, and a quarter note C4. The guitar tablature line includes fret numbers: (0-2), 0-2, 0-2, 0-2, 4-7, and (4-6).

Moonlight Sonata

L.v. Beethoven (1770-1827)

Guitar Solo

First system of musical notation for the guitar solo. It consists of a treble clef staff with a 3/4 time signature and a guitar tablature staff below it. The treble staff contains three measures of music, each with a triplet of eighth notes. The first measure is marked with a piano (*pp*) dynamic and the tempo marking *Adagio sostenuto*. The second measure has a 4-measure rest. The third measure is marked with a first ending bracket (*I*) and a triplet of eighth notes. The tablature staff shows fingerings: measure 1 (0, 2, 2, 2, 2, 2, 2, 2, 1), measure 2 (3, 2, 2, 2, 2, 2, 2, 2, 1), and measure 3 (1, 2, 1, 2, 1, 2, 1, 3, 3, 3, 3). The letters 'i m a' are written below the tablature in each measure.

Second system of musical notation. It consists of a treble clef staff and a guitar tablature staff. The treble staff contains three measures. The first measure has a piano (*pp*) dynamic and a *rit.* (ritardando) marking. The second measure has a piano (*p*) dynamic. The third measure has an *a tempo* marking. The tablature staff shows fingerings: measure 1 (0, 2, 1, 3, 2, 2, 1, 2, 2, 0, 0, 1, 0), measure 2 (3, 2, 2, 2, 2, 2, 2, 2, 1, 0, 2, 1, 0), and measure 3 (0, 4, 3, 4, 3, 0, 4, 3, 0, 4, 3, 0). The letters 'i m a p' are written below the tablature in the second measure.

Third system of musical notation. It consists of a treble clef staff and a guitar tablature staff. The treble staff contains three measures. The first measure has a piano (*p*) dynamic. The second measure has a piano (*p*) dynamic. The third measure has a *rit.* (ritardando) marking. The tablature staff shows fingerings: measure 1 (0, 2, 1, 2, 1, 1, 2, 3, 2, 3), measure 2 (0, 1, 2, 0, 1, 3, 0, 0, 3, 0, 0), and measure 3 (1, 0, 1, 0, 1, 0, 1, 0, 1, 0, 1). The letters 'i m a p' are written below the tablature in the second measure.

Fourth system of musical notation. It consists of a treble clef staff and a guitar tablature staff. The treble staff contains three measures. The first measure has a piano (*pp*) dynamic and an *a tempo* marking. The second measure has a piano (*p*) dynamic. The third measure has a piano (*p*) dynamic. The tablature staff shows fingerings: measure 1 (5, 5, 4, 5, 5, 4, 4, 5, 4), measure 2 (4, 5, 6, 6, 5, 6, 6, 4, 6, 4), and measure 3 (6, 5, 6, 6, 5, 6, 6, 5, 6, 4). The letters 'i m a p' are written below the tablature in the second measure.

G minor Sonata

(3:33 - 8:06)

Ana Vidovich

Music by J. S. Bach
Tabbed by guitarabmaker.com

Standard tuning

♩ = 190

Part 1

N-Gt

mf

let ring let ring let ring let ring

7 7 7 7 5 3 5 2 3 4 5 5 2 3 1 3 0

let ring let ring let ring let ring let ring let ring let ring

4 3 1 3 3 1 4 1 3 4 0 3 2 4 5 3 3 3

1 1 0 0 0 3 3 0 3 3 0 4 3 1

let ring let ring let ring let ring

3 1 3 5 2 3 3 6 0 6 5 8 5 7 8 7 6 7 5 8 7 5

let ring let ring let ring let ring

6 5 6 5 4 3 6 4 3 6 4 3 4 5 3 4 3 2 1 4 3 1 4 3 1

5 7 6 5 6 7 5 4 3 6 4 3 6 4 3 4 5 3 2 1 4 3 1 4 3 1

let ring let ring let ring

3 2 3 4 5 3 3 2 0 3 3 1 2 3 0 4 2 1 4 3 1 3 2 3 3 3 3

1 1 4 5 3 2 0 3 3 1 0 3 3 1 1 0 3 3

let ring let ring

2 6 6 6 5 3 5 5 4 3 4 2 3 1 4 3 3 1 1 4 3 3 1 1 0 3

0 5 5 5 6 3 3 3 3 3 1 0 3 3 1 1 0 3

Part 2

let ring let ring let ring

10 10 10 10 8 6 8 5

6 4 4 5 5 6 5 3 0 5 5 4 5 2 4 0 10 10 10 10 8 6 8 5

3 6 5 3 0 5 5 4 5 2 4 3 3 3 1 1 0 3

The Imperial March (Star Wars)

♩ = 100

1 2

TAB 5 5 5 6 8 | 5 6 8 5

Detailed description: This block contains the first two measures of the piece. The musical notation is in G major (one flat) and 4/4 time. Measure 1 starts with a quarter rest, followed by quarter notes G4, A4, B4, and a dotted quarter note G4. Measure 2 starts with a quarter rest, followed by quarter notes A4, B4, and a dotted quarter note G4. The guitar tablature below shows the fret numbers for each note: measure 1 (5, 5, 5, 6, 8) and measure 2 (5, 6, 8, 5).

3 4

TAB 7 7 7 8 8 | 9 6 8 5

Detailed description: This block contains measures 3 and 4. Measure 3 starts with a quarter rest, followed by quarter notes G4, A4, B4, and a dotted quarter note G4. Measure 4 starts with a quarter rest, followed by quarter notes A4, B4, and a dotted quarter note G4. The guitar tablature below shows the fret numbers: measure 3 (7, 7, 7, 8, 8) and measure 4 (9, 6, 8, 5).

5 6

TAB 8 5 5 8 7 6 | 5 4 5 6 6 5 4

Detailed description: This block contains measures 5 and 6. Measure 5 starts with a quarter rest, followed by quarter notes G4, A4, B4, and a dotted quarter note G4. Measure 6 starts with a quarter rest, followed by quarter notes A4, B4, and a dotted quarter note G4. The guitar tablature below shows the fret numbers: measure 5 (8, 5, 5, 8, 7, 6) and measure 6 (5, 4, 5, 6, 6, 5, 4).

7 8

TAB 3 2 3 6 9 6 9 | 8 5 8 7

Detailed description: This block contains measures 7 and 8. Measure 7 starts with a quarter rest, followed by quarter notes G4, A4, B4, and a dotted quarter note G4. Measure 8 starts with a quarter rest, followed by quarter notes A4, B4, and a dotted quarter note G4. The guitar tablature below shows the fret numbers: measure 7 (3, 2, 3, 6, 9, 6, 9) and measure 8 (8, 5, 8, 7).

9 10

TAB 8 5 5 8 7 6 | 5 4 5 6 6 5 4

Detailed description: This block contains measures 9 and 10. Measure 9 starts with a quarter rest, followed by quarter notes G4, A4, B4, and a dotted quarter note G4. Measure 10 starts with a quarter rest, followed by quarter notes A4, B4, and a dotted quarter note G4. The guitar tablature below shows the fret numbers: measure 9 (8, 5, 5, 8, 7, 6) and measure 10 (5, 4, 5, 6, 6, 5, 4).

11 12

TAB 3 2 3 6 9 6 8 | 5 6 8 5

Detailed description: This block contains the final two measures, 11 and 12. Measure 11 starts with a quarter rest, followed by quarter notes G4, A4, B4, and a dotted quarter note G4. Measure 12 starts with a quarter rest, followed by quarter notes A4, B4, and a dotted quarter note G4. The guitar tablature below shows the fret numbers: measure 11 (3, 2, 3, 6, 9, 6, 8) and measure 12 (5, 6, 8, 5).

Every Breath You Take

fingerstyle guitar cover by Hansel Pethig

Music by Sting (The Police)
Tabbed by guitartabmaker.com

Standard tuning

♩ = 110

Part 1

S-Gt

mp
Capo. fret 2
let ring

T
A
B

0 2 0 2 0 2 | 0 2 0 2 0 0 | 0 2 4 0 4 2 4 | 0 2 4 0 4 2 0

3 3 0 0 2 0 0

Part 2

5

let ring

T
A
B

3 2 0 1 0 2 0 | 0 2 2 3 2 0 0 | 0 2 4 0 4 2 4 | 0 2 0 1 0 2 0 0

3 3 0 0 2 0 0

9

let ring

T
A
B

0 2 0 2 0 2 | 0 0 1 0 2 0 0 | 0 2 4 0 4 2 4 | 0 2 0 0 1 0 0 0

3 3 0 0 2 0 0

13

let ring

T
A
B

2 0 1 0 2 | 5 4 2 4 2 4 0 | 0 2 4 0 4 2 4 | 0 2 0 1 0 2 0 0

3 3 0 0 2 0 0

17

let ring

T
A
B

0 2 0 2 0 2 | 0 0 1 0 2 0 0 | 0 2 4 0 4 2 4 | 0 2 0 0 1 0 0 0

3 3 0 0 2 0 0

21

let ring

T
A
B

2 0 1 0 2 | 5 4 2 4 2 4 0 | 0 2 0 0 2 0 2 |

3 3 0 0 2 0 0

My Heart Will Go On

(Love Theme from "Titanic")

from the Paramount and Twentieth Century Fox Motion Picture *TITANIC*

Lyrics by
Will Jennings

Music by
James Horner

Moderately
Intro
Am G F G

Verse
C G C G

1. Ev - 'ry night in my dreams I see you, I feel you,
2. Love can touch us one time and last for a life - time,

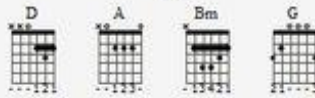
C G F#us2

that is how I know you go on.
and nev-er let go till we're gone.

Copyright © 1997 by Famous Music Corporation, Ensign Music Corporation, TCF Music Publishing, Inc.
Fox Film Music Corporation and Blue Sky Rider Songs
All Rights for Blue Sky Rider Songs Administered by Irving Music, Inc.
International Copyright Secured All Rights Reserved

With or Without You

U2



Standard tuning

♩ = 100

Sheet music for guitar, featuring standard notation and TAB. The music is in D major and 4/4 time, with a tempo of 100 BPM. The key signature has two sharps (F# and C#).

System 1: Starts with a D chord. The first measure has a *p* dynamic marking, and the second measure has a *mf* marking. The TAB below shows the fretting: 0 2 3 2 3 2 | 0 2 2 2 2 2.

System 2: Starts with a Bm chord, indicated by a dashed line labeled "B II" above the staff. The TAB below shows the fretting: 2 4 4 3 4 4 4 | 3 0 0 3 0 0 0.

System 3: Starts with a D chord. The TAB below shows the fretting: 0 2 3 2 3 2 2 | 0 2 2 2 2 2.

System 4: Starts with a Bm chord, indicated by a dashed line labeled "B II" above the staff. The TAB below shows the fretting: 2 4 4 3 4 4 3 4 | 3 0 0 3 0 0 3.

WISH YOU WERE HERE

Arrangement for Guitar/Vocals
Pink Floyd

Words & Music by Roger Waters & David Gilmour
Arranged For mySongbook by Riya Ravaloson

$\text{♩} = 60$

Alto

Art ring throughout

T
A
B

T
A
B

T
A
B

T
A
B

T
A
B

T
A
B

